



RAJADHANI INSTITUTE OF ENGINEERING & TECHNOLOGY

Student Satisfaction Survey (2021-22)

Rajadhani Institute of Engineering & Technology is the institute which got embedded with the inherent closed loop system corrects itself through the feedbacks/surveys on continuous basis. Students Satisfaction Survey (SSS) is one among these surveys. This survey includes majorly the questionnaire recommended by NAAC. Apart from Teaching-Learning and Evaluation aspects, the survey has included the institution infrastructural and welfare aspects too. The organisation of survey, guidelines, questionnaire and the results are provided as follows.

About the survey

Students of an Institution form the core of the stakeholders and all the activities undertaken by the institute are focused on creating a barrier free and conducive environment for excelling in their academics. In this regard the institution has provided many facilities for the benefit of students such as Hostels, Drinking Water, Canteen, House Keeping, Transportation etc. to name a few. In the process the institution strives to achieve its program objectives as laid down in the policy document.

It becomes imperative for any institution to reiterate that, it is achieving its set goals and therefore it becomes necessary to elicit perceptions and opinions of the students who are the foremost stakeholders and identify the deviations if any, to improve the system and hence this survey is being carried on.

Survey Process:

The survey is conducted and reported by Internal Quality Assessment Cell (IQAC) with support of Heads and Coordinators of all the departments. The questioners were prepared in the form of Google form and circulated to all the departments and then to students through coordinators. Parallely feedback was also collected by Librarian on library facilities. The feedback was taken on different attributes like; Basic Facilities, Basic Services, Maintenance and Cleanliness, Co-curricular and Extracurricular activities, Food and water, Library Services and Hostels. The responses obtained on these dimensions are compiled into a spread sheet, analyzed and logical

conclusions are drawn there from. As all the values are represented in terms of percentage, a value above 50 indicates an above average satisfaction. The weighted average value of student satisfaction is obtained after assigning weightage to the parameters on the basis of judgment applied by the members of IQAC. The results of the survey will help the institution to understand both short term and long term needs of the students and initiate remedial action to improve the facilities wherever it is required. The outcome of this survey will provide a base for planning for the future. The IQAC sincerely thank all the members of the Management, Principal, and Heads of the Departments & Staff, coordinators of the Departments for permissions and implementation of the survey. IQAC conveys thanks to the students who have expressed their opinions and/or views sincerely.

Evaluation Rating

Excellent - 5

Good - 3

Fair - 2

Poor - 1

Student Satisfaction Survey

Key Indicator - 2.7.1

Under Criterion II of Teaching – Learning and Evaluation

(Includes the questionnaire suggested by National Assessment and Accreditation Council (NAAC))

Guidelines for Students:

The Higher Education sector is highly competitive. To impart quality Technical education and provide competent resources to the society, stakeholder's inputs create a cutting edge in achieving this. RIET being on the top amongst the private engineering colleges with accreditation in NBA & ISO strives to reach high altitudes with continuous inputs especially from the major stakeholder's, i.e. the students. Your genuine input and suggestions will take it to

the greater heights. Please join us in reaching this goal and setting up a bench mark in the society in creating & nurturing world's best engineers.

A student will have to respond to all the questions given in the following format with her/his sincere effort and thought. Her/his identity will not be revealed. This survey is being conducted by RIET and its motto is to upgrade the quality in higher education. A student will have to respond to all the questions given in the following format with her/his sincere effort and thought. Her/his identity will not be revealed.

A) Please confirm this is the first and only time you answer this survey.

a) Yes b) No

B) Age:

C) Branch /Department:

D) Gender:

a) Female b) Male c) Transgender

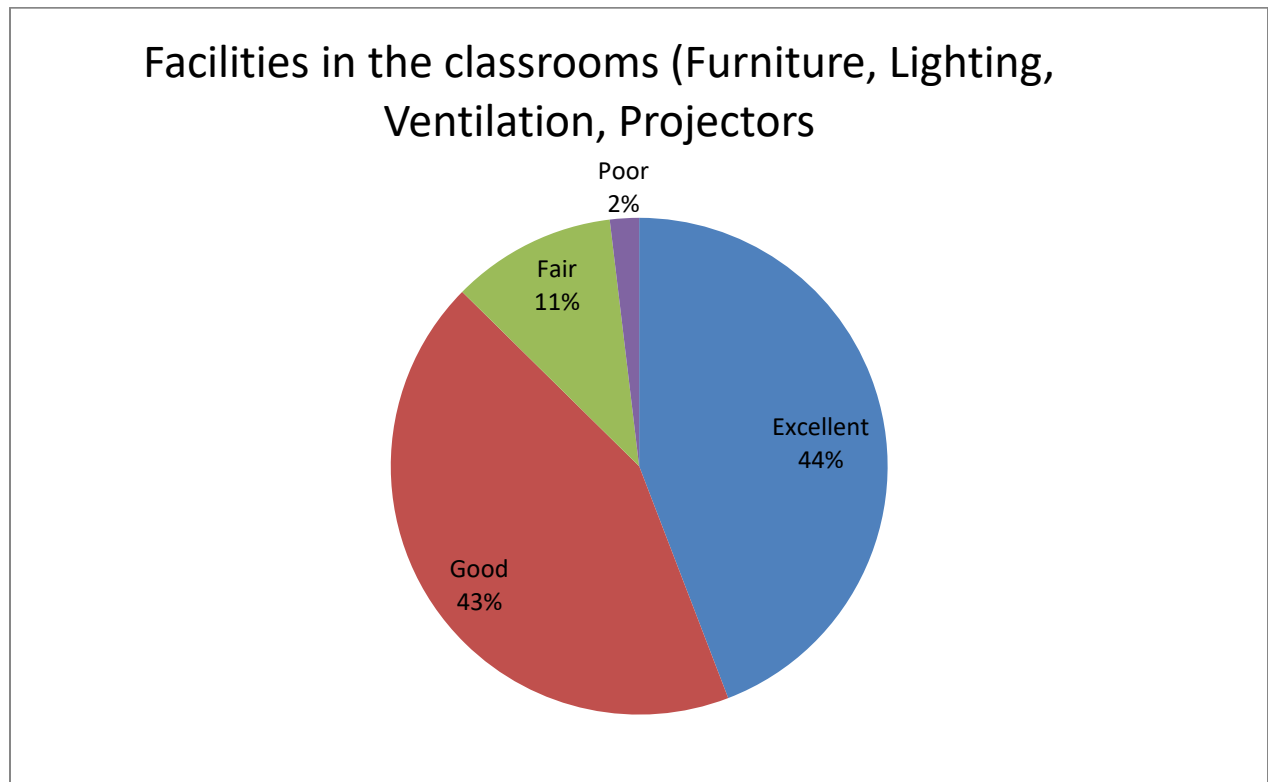
F) What degree program are you pursuing now? a) Bachelor's b) Master's c) Other

Instructions to fill the questionnaire

- All questions should be compulsorily attempted.
- Each question has five responses, choose the most appropriate one.

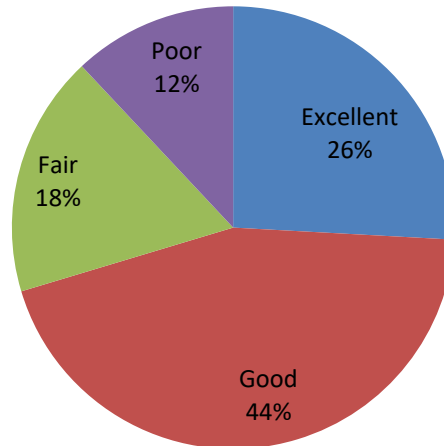
Student Satisfaction Survey Report

The responses given by the students for the questionnaire provided to the students are given below. The chart title shows the item on which the survey has been conducted. For each of the item specified/given for the survey, the students were allowed to mark options from the following: Excellent/good/fair/ poor. The responses were consolidated and made in the form of PIE chart for easy understanding.



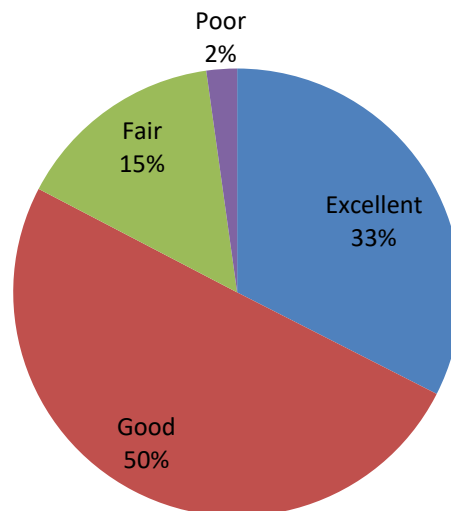
More than 90% of the students were satisfied about the facilities in the classrooms like Furniture, lighting, Ventilation an projectors. The comments from the students were also good in this item.

Availability of IT infrastructure (Computing, Internet, Wi-fi,)

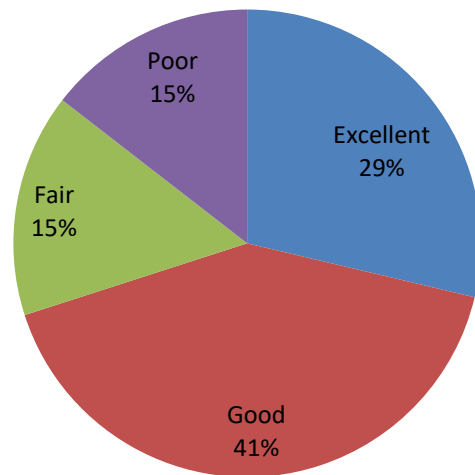


Almost 88% of the students were satisfied regarding the availability of IT infrastructure including Computing, Internet, Wi-fi etc. More than 95 % of the students were satisfied with the availability of software, hardware or instruments in the laboratories.

Availability of software, hardware or instruments in laboratories

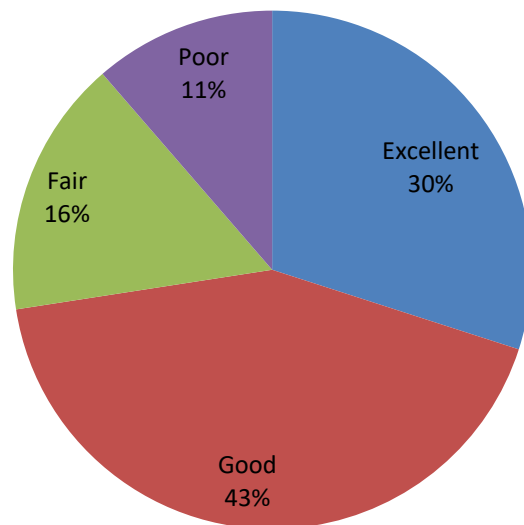


Two / Four-wheeler parking

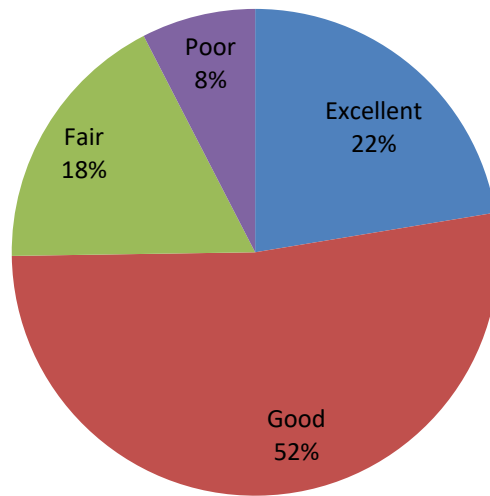


Regarding vehicle parking and college transport, almost 85 % of the students appreciated the facilities provided by the college.

College Transport (if opted)

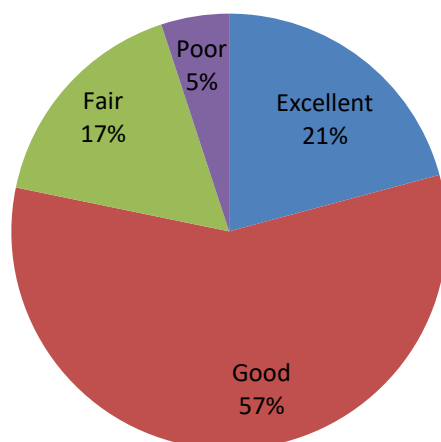


Counseling/Mentoring Service

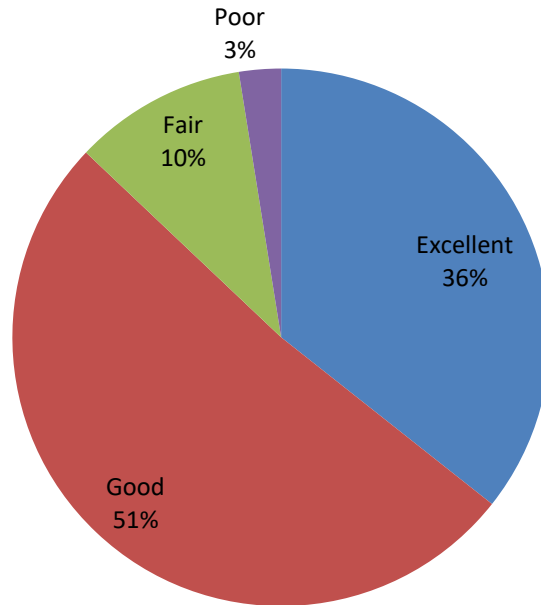


90% of the students appreciated the Counseling /Mentoring service. 95 % of the students strongly agrees the effort put by the institute / Department regarding Redressal of Grievances in the college.

Redressal of Grievances in the College/Department



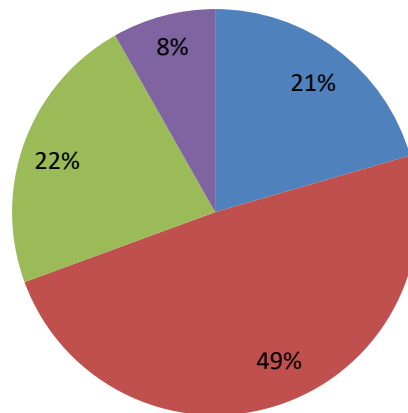
Discipline in the College



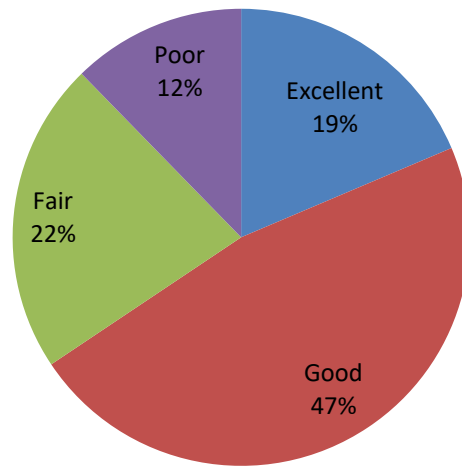
Discipline in the college was well applauded by 97% of the students. The Efforts are made by the institute/ teachers to inculcate soft skills, life skills and employability skills to make you ready for the world of work are appreciated to great extent by 92% students.

Placement Training and related activities

■ Excellent ■ Good ■ Fair ■ Poor

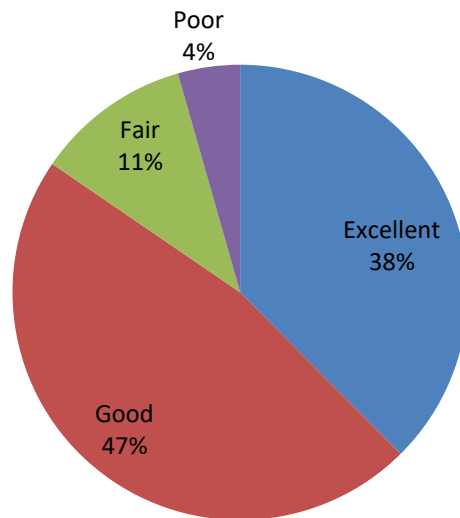


Internships and related activities

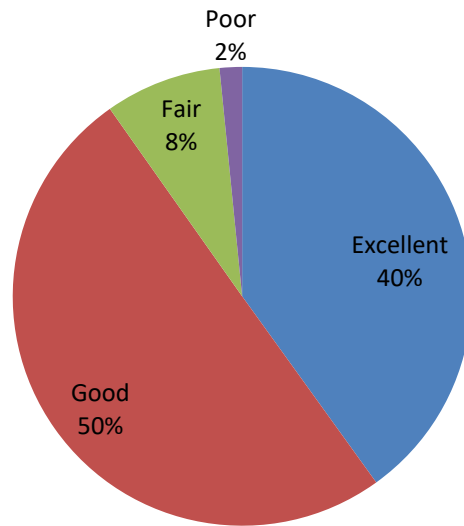


Having the continuous efforts put by institute, 88% of students appreciated the field trips/internships activities. 96 % of the students were satisfied about feedback system on faculty.

Feedback system on faculty

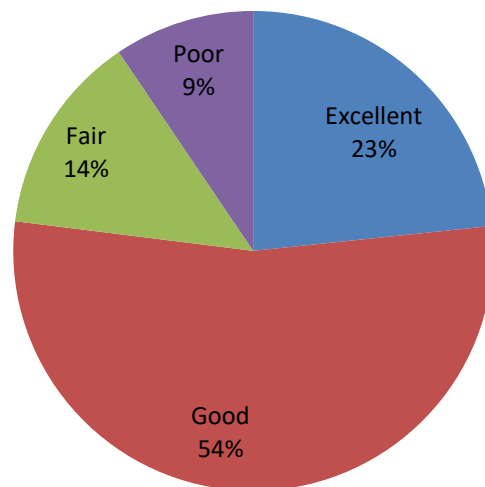


Classrooms and laboratories

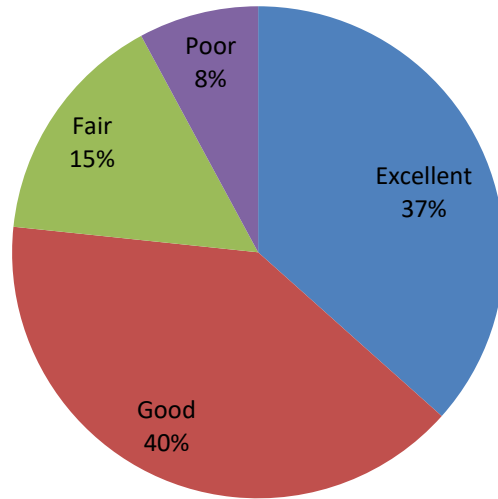


More than 90 % of the students well appreciated the classroom, restrooms and Laboratory facilities.

Rest rooms

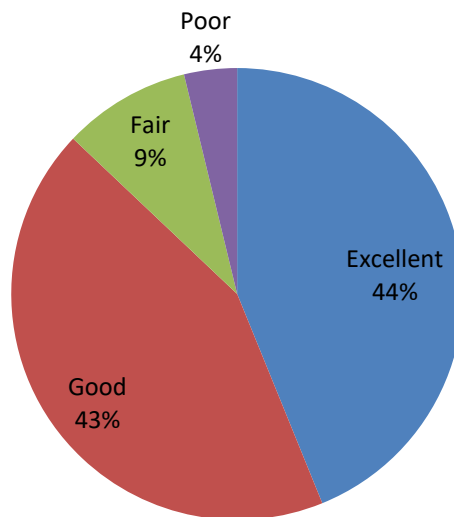


College campus

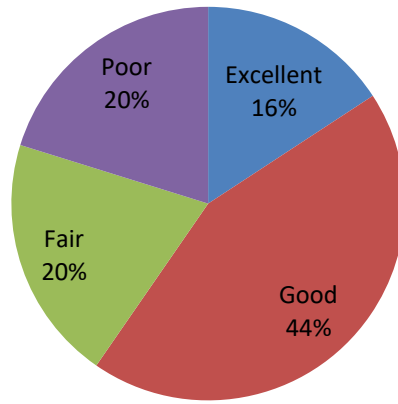


Regarding college campus and canteen premises, more than 90 % of the students appreciated to great extent.

Canteen Premises

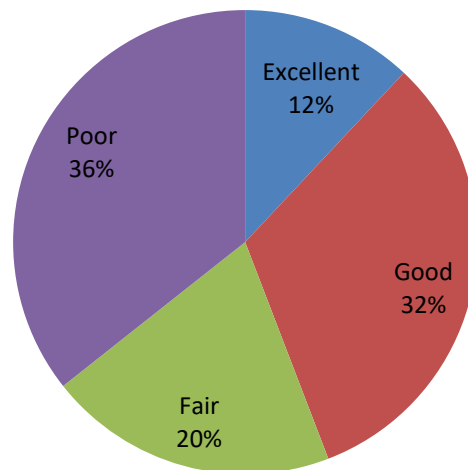


Co-curricular activities (Guest lectures, Industry visits, workshops etc.)

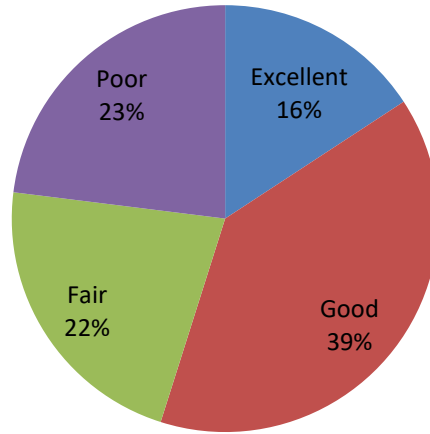


80% of the students were satisfied with the steps taken by the institute for arranging Co-curricular Activities. 74 % of the students are satisfied with the facilities of Indoor and Outdoor Sports

Facilities of Indoor and outdoor Sports

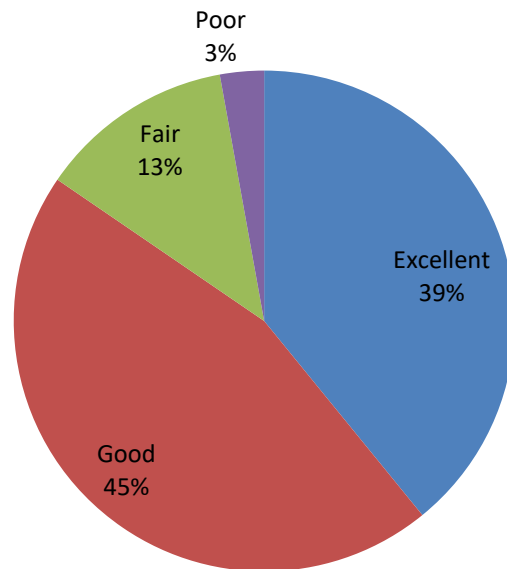


Opportunities to participate in cultural activities



77 % of the students give positive comments for their opportunities to participate in cultural activities.

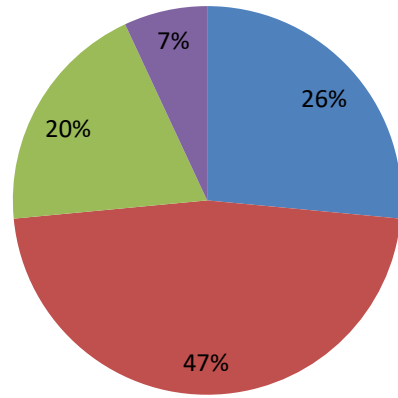
Books & Journals availability



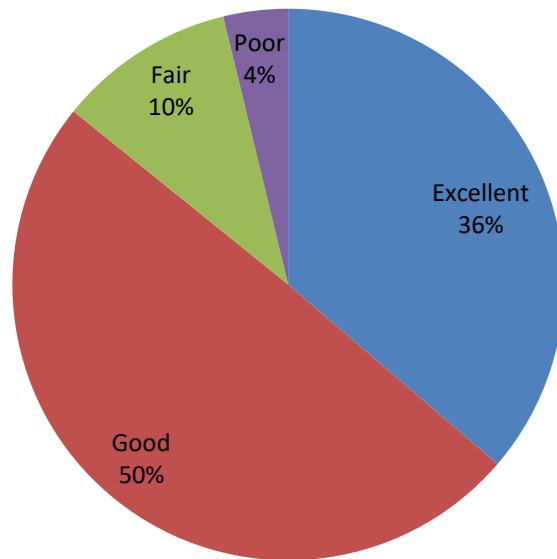
The library facility like the facility of E journals, Books and Journal availability was appreciated by more than 90% of the students.

Facility of E-journals

■ Excellent ■ Good ■ Fair ■ Poor

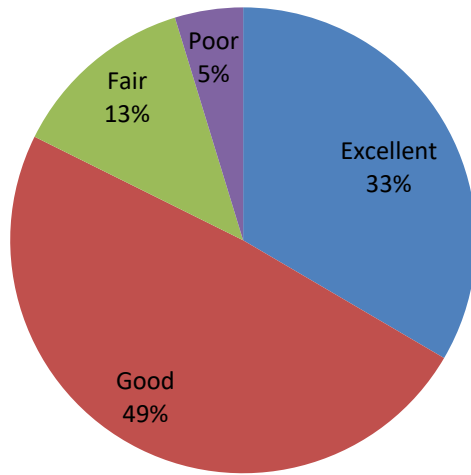


Library staff

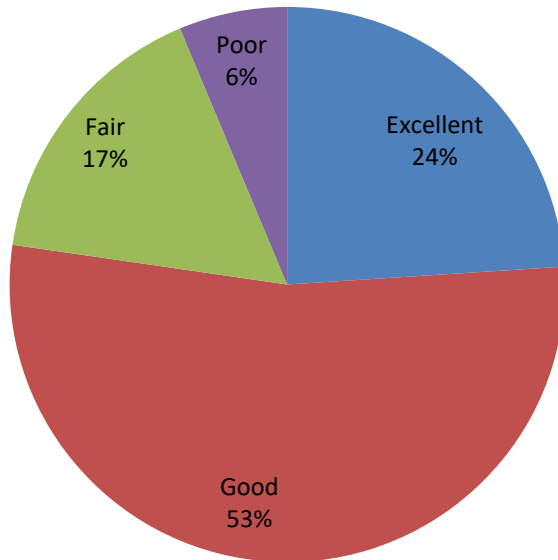


95% of the students appreciated the library timing and performance of library staff.

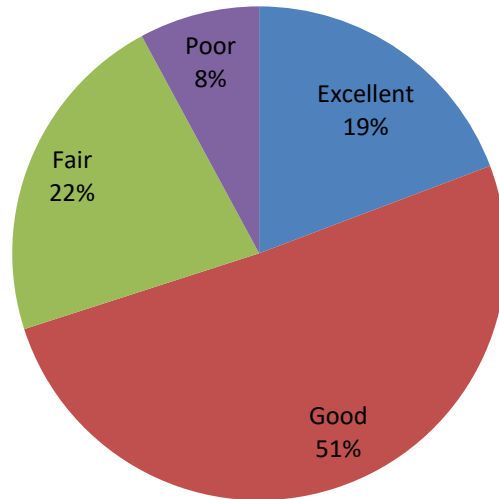
Library timings



Warden and other staff members

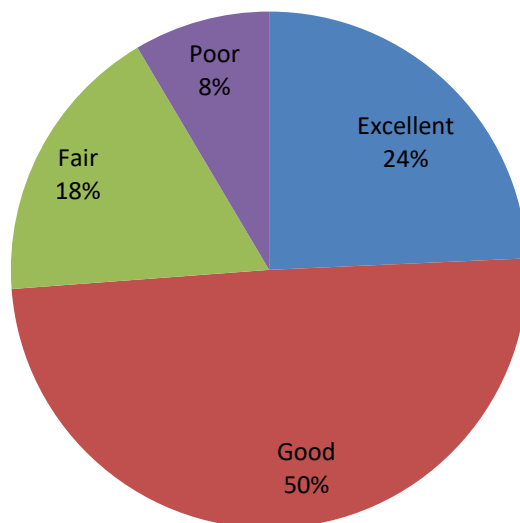


Hostel facilities and Cleanliness

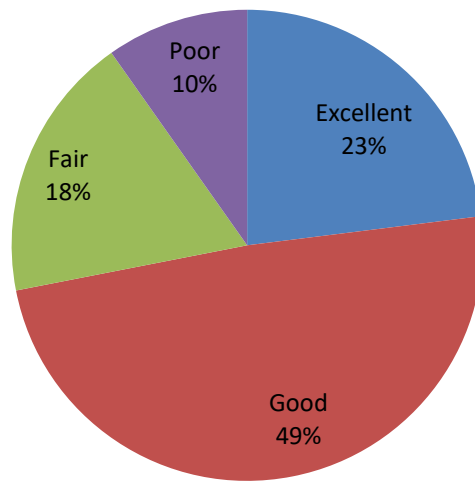


More than 90% of the students appreciated the Hostel related facilities, mess facilities, and the performance of warden and other staff.

Mess facilities



Food and water



The Efforts are made by the institute for the arrangement of food and water are appreciated to great extent by 90% students.

Provide observation / suggestions to improve the overall teaching – learning experience in your institution.

- Over-all good... nothing special.
- Good and satisfied
- Good atmosphere for studying
- Excellent
- Around good
- All are going well.
- Overall good
- Doing well, not bad.
- It's simply good.
- Satisfactory
- Riet is the best campus..good atmosphere for study
- Good atmosphere for studying
- Overall good

Conclusion

Considering the suggestions and the analysis of Student satisfaction survey, more than 85 % of the students are satisfied with the facilities in the institute and the overall teaching learning process.



Chairperson



IQAC Coordinator
