



Rajadhani Institute of Engineering and Technology

Rajadhani Hills, Nedumparambu P.O., Thiruvananthapuram

Structured Feedback Analysis Report

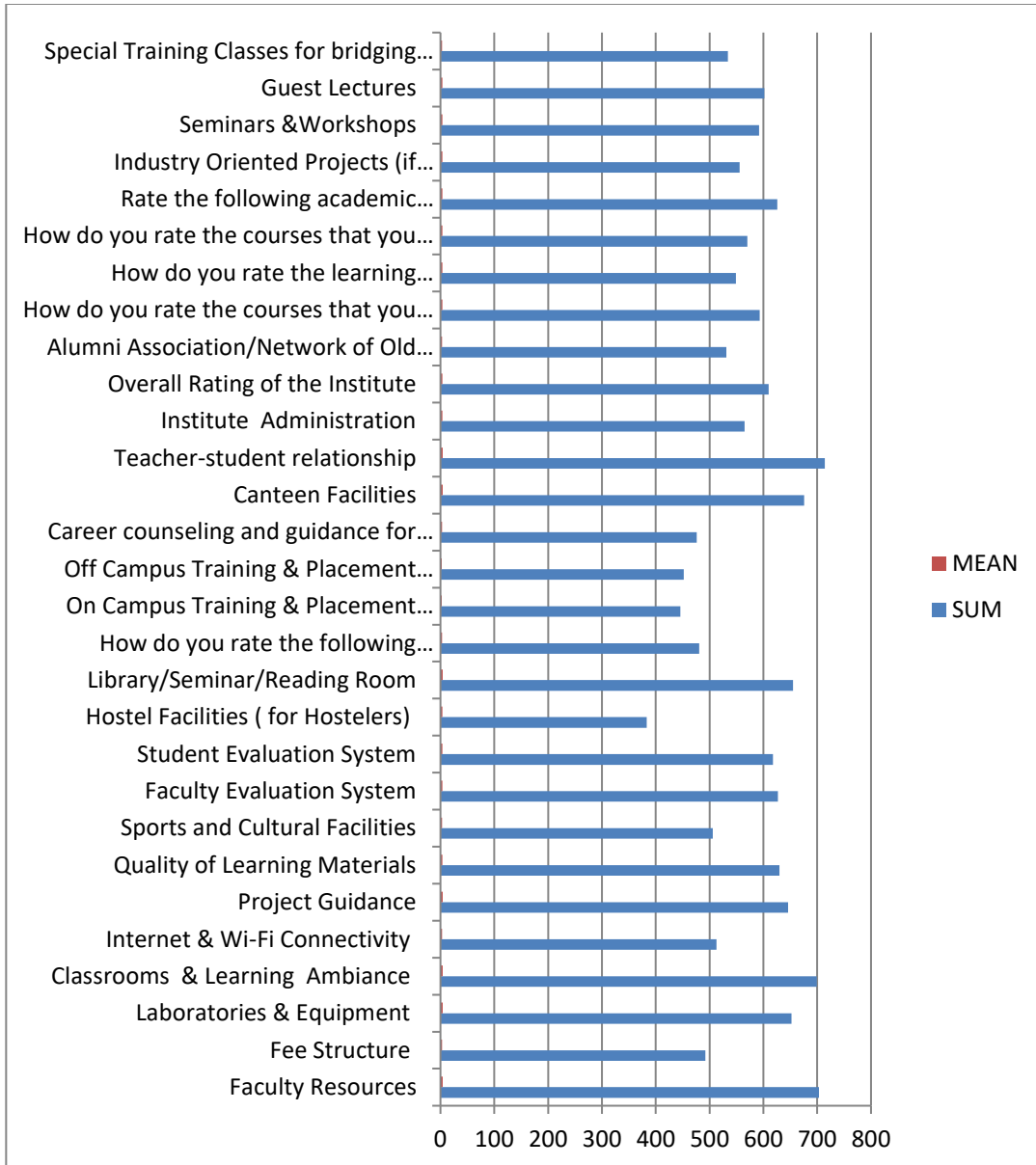
The feedback of parents, alumni, students and Faculty were obtained regularly. The analysis of AY 2021-22 is attached herewith.

Sl No.	Stakeholder	Selected samples
1	Alumni	AY 2021-22
2	Students	
3	Faculty	
4	Parents	

ALUMINI FEEDBACK 2021-22

SL.NO	QUESTIONS	N	SUM	MEAN
1	Faculty Resources	168	703	4.185
2	Fee Structure	168	492	2.929
3	Laboratories & Equipment	168	652	3.881
4	Classrooms & Learning Ambiance	168	699	4.161
5	Internet & Wi-Fi Connectivity	168	513	3.054
6	Project Guidance	168	646	3.845
7	Quality of Learning Materials	168	630	3.750
8	Sports and Cultural Facilities	168	506	3.012
9	Faculty Evaluation System	168	627	3.732
10	Student Evaluation System	168	618	3.679
11	Hostel Facilities (for Hostellers)	168	383	3.514
12	Library/Seminar/Reading Room	168	655	3.899
13	How do you rate the following aspects of Career Guidance, Training & Placement	168	481	2.863
14	On Campus Training & Placement Opportunities Provided to you?	168	446	2.655
15	Off Campus Training & Placement Opportunities Provided to you?	168	452	2.690
16	Career counseling and guidance for Higher studies from CGPU?	168	476	2.833
17	Canteen Facilities	168	676	4.024
18	Teacher-student relationship	168	714	4.250
19	Institute Administration	168	565	3.363
20	Overall Rating of the Institute	168	610	3.631
21	Alumni Association/Network of Old Friends	168	531	3.161
22	How do you rate the courses that you have learnt	168	593	3.530

	suiting the requirements of the Industry ?			
23	How do you rate the learning experience in terms of their relevance to the real life application?	168	549	3.268
24	How do you rate the courses that you have learnt in relation to your current job.	168	570	3.393
25	Rate the following academic initiatives taken by the Department / Institute	168	626	3.726
26	Industry Oriented Projects (if applicable)	168	556	3.310
27	Seminars & Workshops	168	592	3.524
28	Guest Lectures	168	602	3.583
29	Special Training Classes for bridging Industry/Academic gap	168	534	3.179



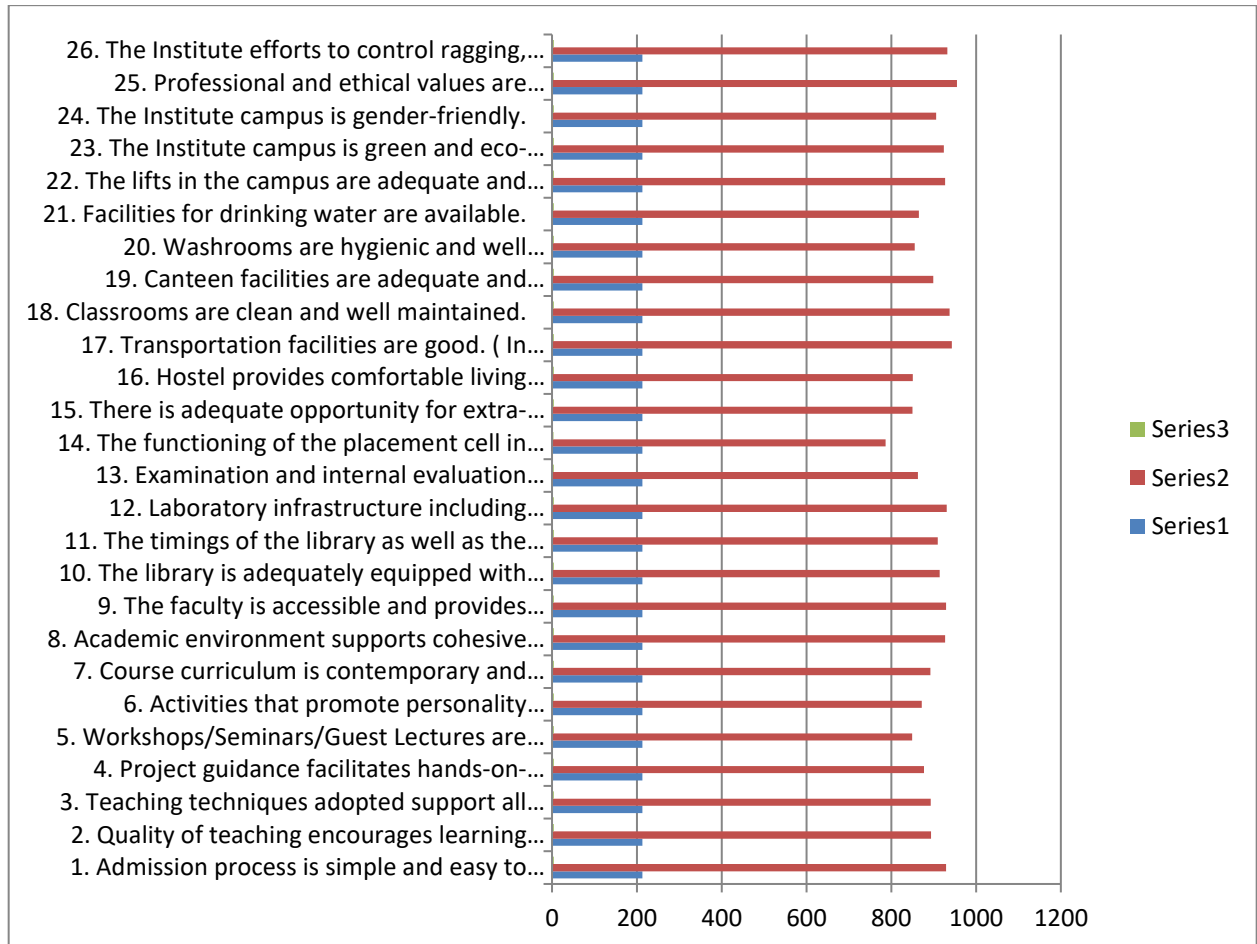


STUDENTS FEEDBACK REPORT 2021-22

QUESTIONS	N	Sum	Mean
1. Admission process is simple and easy to understand/comprehend.	213	929	4.36
2. Quality of teaching encourages learning and understanding of basic Concepts.	213	894	4.20
3. Teaching techniques adopted support all round development.	213	893	4.19
4. Project guidance facilitates hands-on-training, skill development, problem solving, analytical thinking and documentation.	213	877	4.12
5. Workshops/Seminars/Guest Lectures are held regularly.	213	849	3.99
6. Activities that promote personality development & soft skills are adequate and organized regularly.	213	872	4.09
7. Course curriculum is contemporary and prepares me for-industry/higher education	213	892	4.19
8. Academic environment supports cohesive learning.	213	927	4.35
9. The faculty is accessible and provides mentor ship.	213	929	4.36
10. The library is adequately equipped with books, journals and e- resources.	213	914	4.29
11. The timings of the library as well as the procedure for issue/return of books in the library are convenient.	213	910	4.27
12. Laboratory infrastructure including computer labs and internet access is adequate.	213	931	4.37
13. Examination and internal evaluation system is fair and transparent.	213	863	4.05
14. The functioning of the placement cell in the Institute is satisfactory.	213	787	3.69
15. There is adequate opportunity for extra-curricular and sports activities in the Institute.	213	850	3.99
16. Hostel provides comfortable living environment (In case of hosteler)	213	851	4.00
17. Transportation facilities are good. (In case of day scholar)	213	943	4.43
18. Classrooms are clean and well maintained.	213	938	4.40
19. Canteen facilities are adequate and hygienic.	213	899	4.22
20. Washrooms are hygienic and well maintained.	213	855	4.01
21. Facilities for drinking water are available.	213	865	4.06
22. The lifts in the campus are adequate and functional.	213	927	4.35
23. The Institute campus is green and eco-friendly.	213	924	4.34
24. The Institute campus is gender-friendly.	213	906	4.25
25. Professional and ethical values are inculcated	213	955	4.48
26. The Institute efforts to control ragging, smoking, etc are sufficient	213	932	4.38



STUDENTS FEEDBACK REPORT 2021-22



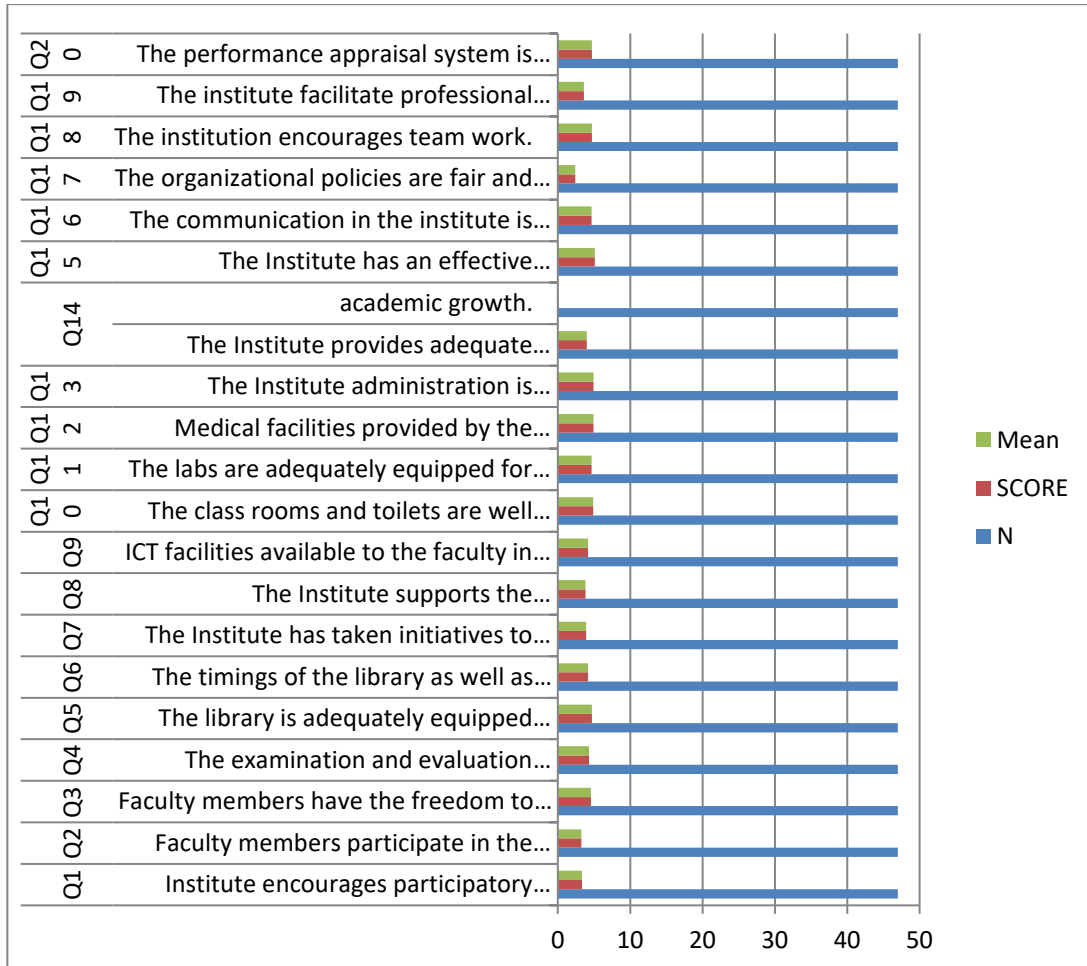


FACULTY FEEDBACK ANALYSIS 2021-22

Sl No	Questions	N	Score	Mean
1	Institute encourages participatory decision making by involving employees at various levels decision	47	3.35	3.35
2	Faculty members participate in the designing and developing the course Curriculum .	47	3.25	3.25
3	Faculty members have the freedom to adopt new techniques / strategies of teaching	47	4.6	4.6
4	The examination and evaluation system followed by the Institute is effective in judging students' academic performance.	47	4.3	4.3
5	The library is adequately equipped with different learning resources, including books, journals, e-resources etc.	47	4.7	4.7
6	The timings of the library as well as the procedure for issue/return of books in the library are convenient	47	4.2	4.2
7	The Institute has taken initiatives to encourage research.	47	3.9	3.9
8	The Institute supports the participation of faculty in conferences/ seminars/ symposia by providing academic leave and financial support.	47	3.85	3.85
9	ICT facilities available to the faculty in the Institute are adequate and satisfactory.	47	4.2	4.2
10	The class rooms and toilets are well maintained.	47	4.9	4.9
11	The labs are adequately equipped for hands-on training of students	47	4.65	4.65
12	Medical facilities provided by the Institute are adequate.	47	4.95	4.95
13	The Institute administration is approachable and faculty-friendly.	47	4.95	4.95
14	The Institute provides adequate opportunities and support to faculty for their academic growth.	47	4	4
15	The Institute has an effective grievance handling redressal system.	47	5.1	5.1
16	The communication in the institute is open	47	4.65	4.65
17	The organizational policies are fair and objective oriented	47	2.4	2.4
18	The institution encourages team work.	47	4.7	4.7
19	The institute facilitate professional growth	47	3.6	3.6
20	The performance appraisal system is fair	47	4.7	4.7



FACULTY FEEDBACK ANALYSIS 2021-22





PARENTS FEEDBACK 2021-2022

SL.NO	QUESTIONS	N	SUM	MEAN
1	Academic discipline	61	239	3.918
2	Quality of teaching	61	243	3.984
3	Overall growth and personality development of ward	61	236	3.869
4	Development of soft skills	61	225	3.689
5	Balance between academics and other curricular, co-curricular activities	61	224	3.672
6	Availability and sharing of relevant information on Institute website	61	224	3.672
7	Transparency of examination and evaluation system of the Institute	61	246	4.033
8	Effectiveness of continuous evaluation mechanism	61	239	3.918
9	Placements/ Higher Studies	61	219	3.590
10	Career orientation and placement support provided by the Institute	61	228	3.738
11	PTS meetings are regular and objective oriented	61	248	4.066
12	Does Institute fully ensure about the ward?	61	231	3.787
13	Transportation facility	61	226	3.705
14	Hostel facility	61	221	3.623
15	Supportive faculty and staff members.	61	248	4.066
16	Supportive faculty and staff members.	61	253	4.148



PARENTS FEEDBACK 2021-2022

